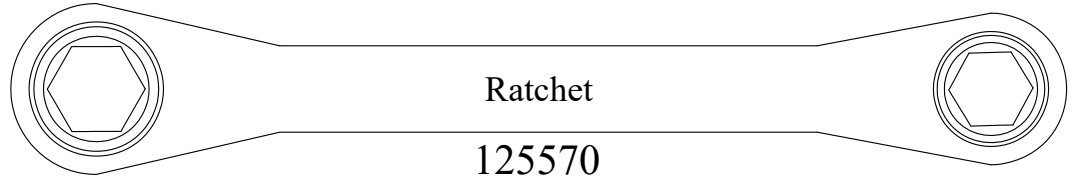


# TOOLS SEAT WRENCHES



Ratchet

125570

THESE TOOLS ARE ALL HARDENED & COATED WITH BLACK  
OXIDE WITH THE EXCEPTION OF THE RATCHET

## Available Wrench Kits

162630 - Kit Includes:  
Packaging Tube with  
Easy-Out Wrench  
Squex Wrench

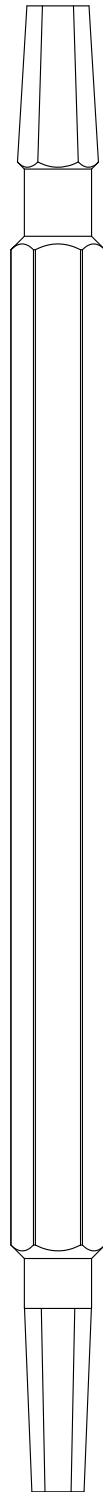
125500 - Kit Includes:  
Packaging Tube with  
Hex Wrench  
Small Square Wrench  
Large Square Wrench  
and Ratchet Wrench

132850 - Kit Includes:  
All items from 125500  
+ Easy-Out Wrench

132920 - Kit Includes:  
All items from 125500  
+ Squex Wrench

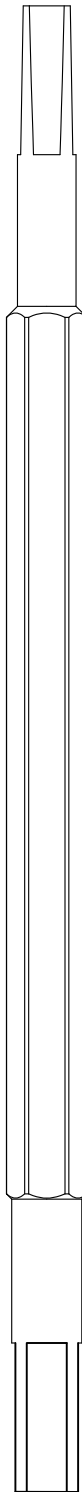
132990 - Kit Includes:  
All items from 125500  
+ Easy-Out Wrench  
and Squex Wrench

Packaging Tube  
127040



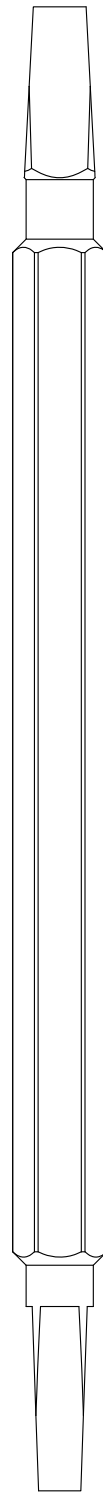
Hex Wrench

121580



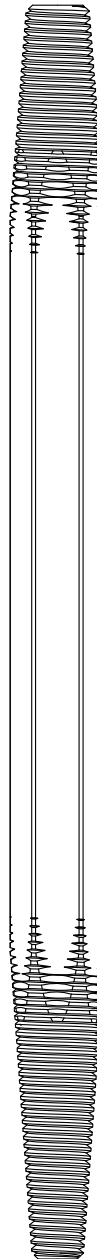
Small Square Wrench

121510



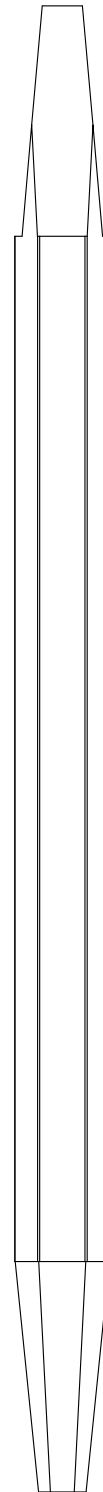
Large Square Wrench

121440



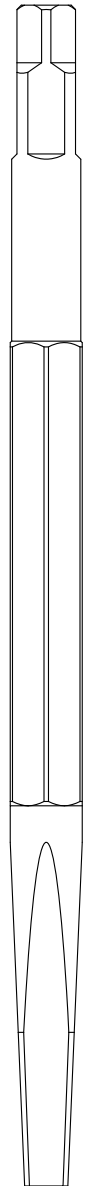
Easy-Out Wrench

134790



Squex Wrench

121650



Mobile Home Wrench

192790

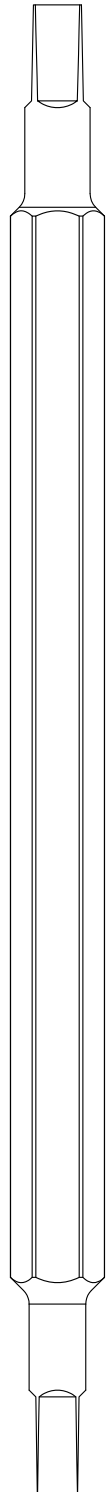
# TOOLS SEAT WRENCHES

THESE TOOLS ARE ALL HARDENED & COATED WITH BLACK OXIDE

## Available Wrench Kits

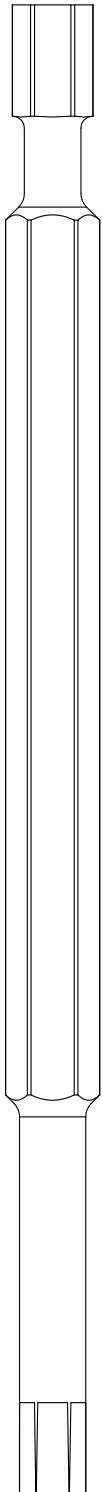
123150 - Kit Includes:

Symmons Hot Seat Wrench  
Symmons Cold Seat Wrench



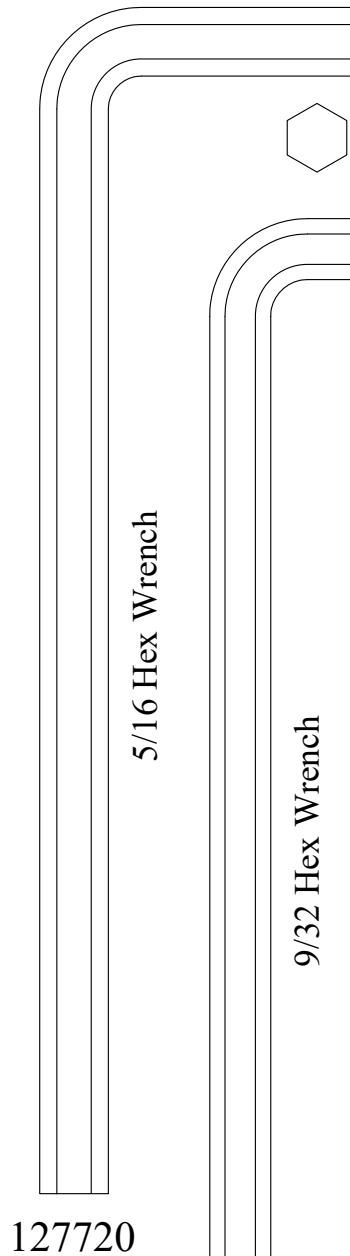
Small Square Wrench

116450



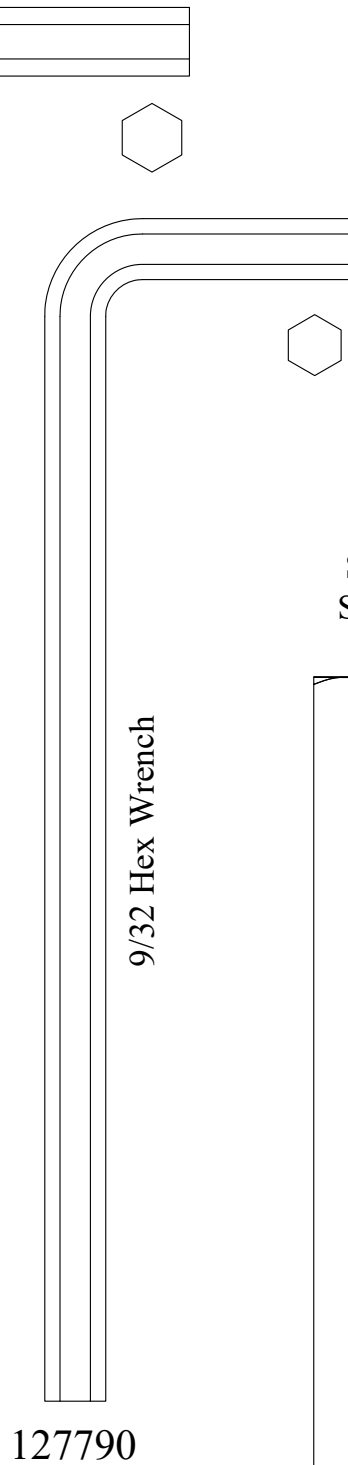
Small Hex Wrench

116730



5/16 Hex Wrench

127720



9/32 Hex Wrench

127790



Symmons Hot Seat Wrench

123220

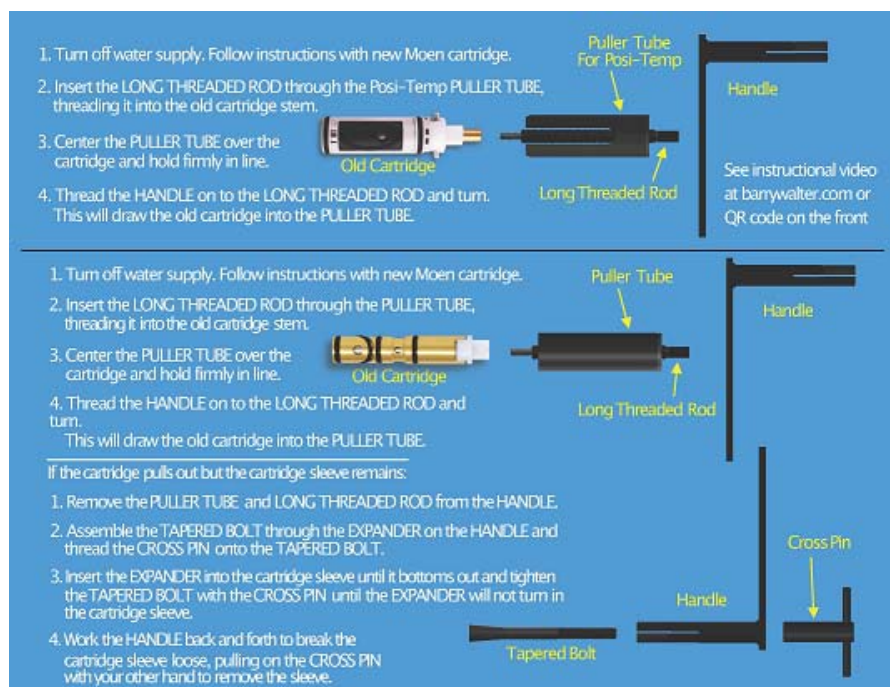


Symmons Hot Cold Wrench

123240

# TOOLS

## THE PREMIERE MOEN™ CARTRIDGE EXTRACTOR



SCAN TO WATCH THE ONA PULLER TUTORIAL VIDEO

EXTRACT ANY  
1200, 1220 OR 1225  
VALVE CARTRIDGE  
WITH EASE

**PART # 999150-ALL**

**ONA tool comes packaged in a hanging clamshell with display card and instructions. Small drawstring bag included to hold tools for safe storage.**

# TOOLS

## THE PREMIERE MOEN™ CARTRIDGE EXTRACTOR

STAND ALONE ONA PULLER KIT FOR REMOVAL  
OF A BROKEN POSI-TEMP CARTRIDGE



FOR USE WITH 999150-ALL  
ONA PULLER KIT TO  
REMOVE A BROKEN  
POSI-TEMP CARTRIDGE



PART # 999170-ALL

PART # 999170

# TOOLS

## THE PREMIERE MOEN™ CARTRIDGE EXTRACTOR

**ONA FOR DELTA**

**PART # 999150-7**

**USE WITH 999150-ALL**



**FOR EXTRACTING  
DELTA MULTI-CHOICE  
13/14 SERIES CARTRIDGES**


 **MADE IN THE USA** 



USE WITH 999150-ALL  
TO EXTRACT DELTA  
MULTI-CHOICE 13/14  
SERIES CARTRIDGES

**PART # 999150-7**

1. Turn off water supply. Follow instructions with new Delta cartridge.
2. After removing the trim, remove the bonnet/locking nut from the valve body.
3. Insert the LONG THREADED ROD through the DELTA ONA TUBE, threading it into the Delta cartridge.



4. Screw the DELTA ONA TUBE onto the valve body, seating it all the way down the body.
5. Thread the HANDLE on to the LONG THREADED ROD and turn. This will draw the old cartridge into the DELTA ONA TUBE removing it from the valve body.
6. Re-assemble the faucet in the reverse order you started.



# TOOLS

FOR VOLA



Thermostatic Hex Key

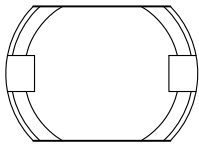
153600

FOR VOLA



18mm Hex Key

154970

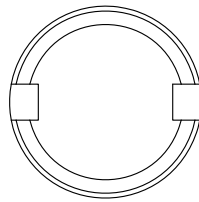


FOR SLOAN and TOTO



Tailpiece Nipple Wrench

3/4" Square  
161370



FOR SLOAN



Tailpiece Nipple Wrench

141810

FOR KOHLER



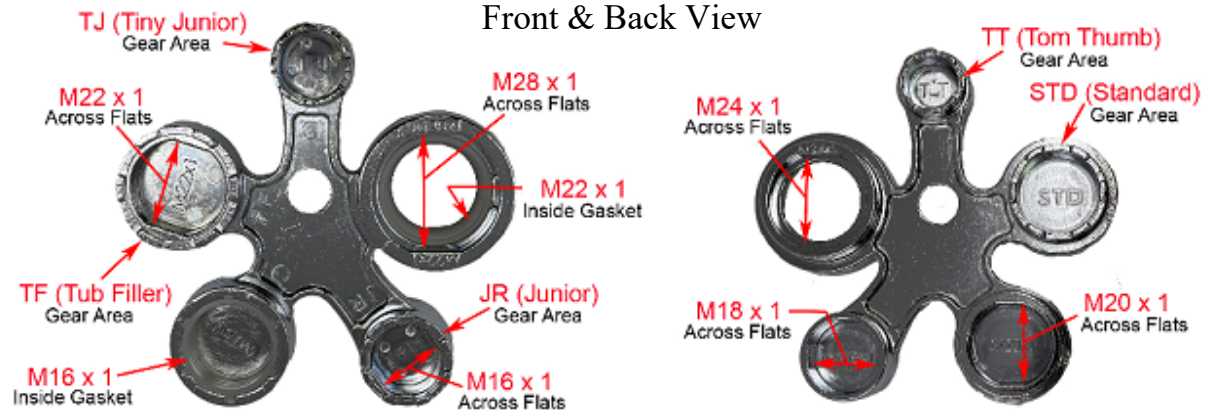
Niedecken Bushing Wrench

150170  
OEM # 22117-A

# TOOLS

## UNIVERSAL AERATOR KEY

Front & Back View



AK13

13 Aerator sizes in 1 Tool. Works on almost all standardized aerators on the market

### HYDRANT KEY



1.60" Long  
5/16" & 3/8" Square

999030

Neoperl Aerators

TF (Tub Filler)  
TJ (Tiny Junior)  
TT (Tom Thumb)  
JR (Junior)  
STD (Standard)

Metric Sizes

M28 x 1  
M24 x 1  
M22 x 1  
M20 x 1  
M18 x 1  
M16 x 1

### HYDRANT KEY



3.13" Long  
5/16" Square

999040

FOR AMERICAN STANDARD



Coloney Stem Removal Wrench

AS94587

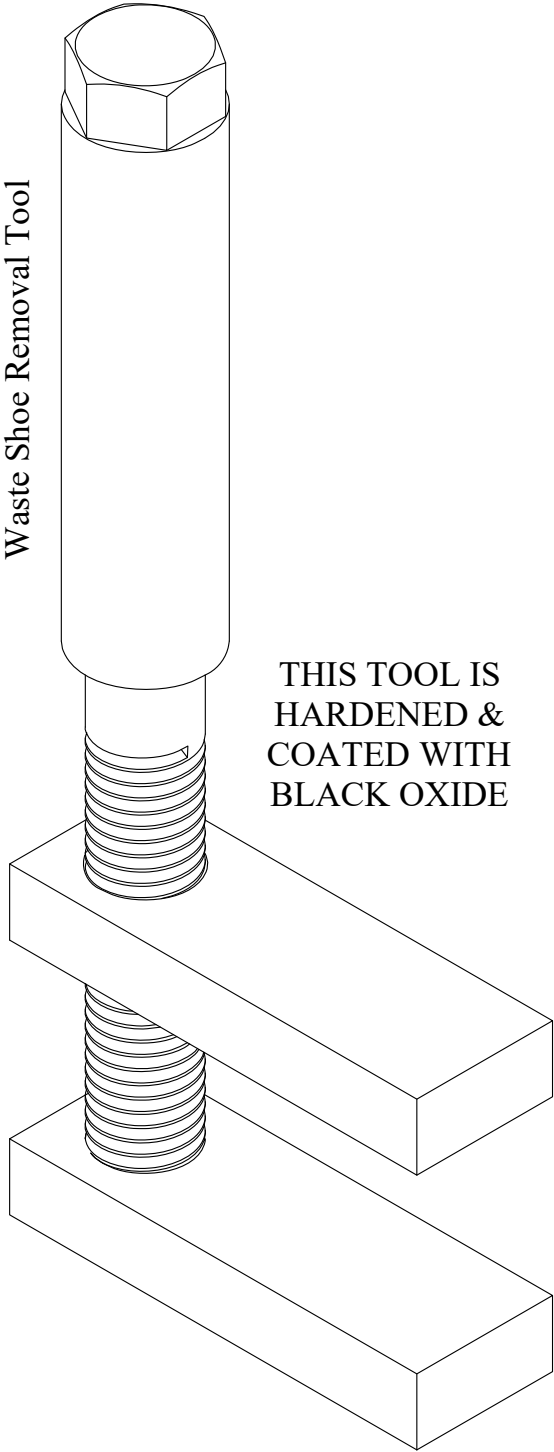
FOR SAVOY



Tailpiece Nipple Wrench

3/4" Square  
SV94547


# TOOLS




Waste Shoe Removal Tool

THIS TOOL IS  
HARDENED &  
COATED WITH  
BLACK OXIDE

120670




T-Handle for Stop Stem



999010



3-3



Radiator Valve Wrench

999060